



peg + cat



ACTIVITY #1

Dear Parent,

Today was the 100th Day of School, and what better way to celebrate than with activities all about the number 100? With the help of Peg and Cat – the problem-solving, math-loving duo from PBS KIDS – your child practiced estimating, and counting by tens to 100. Be sure to ask them about the game(s) we played to make a pretend giant pizza with 100 toppings, and help send 100 chickens into space! You can encourage your child to continue exploring these and other early math concepts online at pbskids.org/peg.

Peg + Cat offers a multiplatform experience, with on-air programming, interactive games, streaming video, an app and hands-on activities all linked through storyline and curricular areas. Through this approach, the series leverages media on a variety of platforms to support key math skills.

Peg + Cat and its supporting resources are funded in part by the U.S. Department of Education through the Ready To Learn Initiative, and by the Corporation for Public Broadcasting (CPB).

And to continue the celebration of all things 100 at home any time, check out the activities available at pbskids.org/learn under “100th Day of School – Share.” There, you’ll find simple games the whole family can play using a hundreds chart; or suggestions for fun, creative crafts that help bring the number 100 to life.

Learning math skills at a young age is so important. *Peg + Cat* makes math fun! Your family can watch the show weekdays on your public television station, and anytime at pbskids.org.

Carta a los Padres

¡Hoy fue el Día #100 de Clases! ¿Hay alguna forma mejor de celebrarlo que con actividades que traten sobre el número 100? Con la ayuda de Peg y Cat, el dúo de PBS KIDS a quienes les encantan las matemáticas y resolver problemas, su niño(a) practicó haciendo estimaciones y contando de diez en diez hasta el 100. Asegúrese de preguntarle sobre el (los) juego(s) cuando pretendimos hacer una pizza gigante con 100 ingredientes, y cuando ayudamos a enviar a 100 pollos al espacio. Usted puede motivar a su niño(a) a que continúe explorando estos y otros conceptos elementales de matemáticas en el sitio pbskids.org/peg.

Peg + Cat ofrece una experiencia de plataforma múltiple, con programación al aire, juegos interactivos, videos, una app y actividades manuales, todas relacionando cuentos y áreas curriculares. De esta forma, la serie aprovecha medios en distintas plataformas para apoyar habilidades matemáticas esenciales.

Peg + Cat y sus recursos de soporte son patrocinados parcialmente por un apoyo del programa Ready to Learn del Departamento de Educación de los Estados Unidos y la Corporation for Public Broadcasting.

Y para continuar con la celebración del 100 en casa a cualquier hora, busquen las actividades disponibles en pbskids.org/learn siguiendo el enlace “100th Day of School – Share”. Allí, ustedes encontrarán juegos simples para toda la familia utilizando tablas de cientos, o sugerencias de manualidades divertidas que ayudarán a que el número 100 cobre vida.

Aprender habilidades matemáticas a una edad temprana es muy importante. ¡*Peg + Cat* hacen que las matemáticas sean divertidas! Su familia puede ver los episodios entre semana a través de su canal de televisión público y a cualquier hora en pbskids.org.



© Public Broadcasting Service. All rights reserved. • Peg + Cat: © 2013, Feline Features LLC.

The contents of this activity were developed under a grant from the Department of Education. However, those contents do not necessarily represent the policy of the Department of Education, and you should not assume endorsement by the Federal Government. [PR/Award No. U295A100025, CFDA No. 84.295A]



peg+cat



ACTIVITY #1

Giant Pizza Party

Children will count up to 100 as they work together to make a giant pizza.

LEARNING GOALS

- Grouping
- Count by tens to 100

ITEMS NEEDED

- 10 giant pizza slices (see template)
- Pizza topping cutouts (see template)
- Menus (see template)
- Tape or glue stick
- Cardsotck to make pizza slices sturdy (optional)

GET READY

Visit pbskids.org/learn and watch **The Space Creature Problem** video clip with your group. Practice counting by tens using everyday objects in the classroom – pencils, books, blocks, etc. Group these objects together and count each group to reach a total number. Talk about how many groups of ten you would need to reach the number 100. Then, play **Peg's Pizza Place** to get in the pizza-making spirit! Fulfill each customer's order by counting out the right number of each topping.

HAVE FUN!

1. The giant pizza will be made up of 10 pizza slices. Have the children work individually, in pairs, or in small groups, so that there are 10 teams of children in total.
2. Give each person or team their own pizza slice, a menu, and a bag with pizza topping cutouts. If you have a small group, each team can have more than one slice of pizza.
3. Explain that they are all going to be chefs working together to make a giant pizza – with 100 toppings! Each team will help make one (or more) slice(s) of the pie, with ten toppings on each one.
4. Let the cooking begin! Have the children work together to fulfill each pizza order according to the menu.

(continued)

All video clips, games, and activities in this resource can be found at pbskids.org/learn



© Public Broadcasting Service. All rights reserved. • Peg + Cat: © 2013, Feline Features LLC.

The contents of this activity were developed under a grant from the Department of Education. However, those contents do not necessarily represent the policy of the Department of Education, and you should not assume endorsement by the Federal Government. [PR/Award No. U295A100025, CFDA No. 84.295A]



peg+cat



ACTIVITY #1



Giant Pizza Party (continued)

HAVE FUN! (cont.)

5. When everyone is done, call up one group at a time to the front of the room. Tape up their pizza slice to a blackboard or whiteboard on a number line. Ask the chefs in each group to explain how many of each kind of topping they had on their slice. How many toppings do they have altogether? Ask them to count to 10 as a group. Have the rest of the children follow along on a number line as the chefs list out their order.
6. After all ten toppings have been counted, write the number 10 next to the pizza slice. (If this is the second slice, write 20; if it's the third, write 30; and so on.)
7. Once you've reached the tenth slice and counted all the toppings, the 100-topping pizza is complete!

PROBLEMS SOLVED

When the giant pizza is done, it's time to sing the "Problem Solved" song!

 ***Problem solved! The problem is solved!
We solved the problem! Problem solved!***


MORE FUN IDEAS

- Encourage the children to make up new toppings and menus – the more creative, the better! As long as they end up with ten toppings per ten slices, they're all set.
- Play the game again, but this time change the number of slices and toppings. You can have twenty slices with five toppings each, and practice counting by fives.
- Turn this game into Pizza Topping Bingo! Redistribute the toppings and call out prompts based on their size, shape, color or taste. (For example: "Add two round toppings," "Add three green toppings," or "Add a spicy topping.") Keep going until each group has 10 toppings on each slice.

All video clips, games, and activities in this resource can be found at pbskids.org/learn



© Public Broadcasting Service. All rights reserved. • Peg + Cat: © 2013, Feline Features LLC.

The contents of this activity were developed under a grant from the Department of Education. However, those contents do not necessarily represent the policy of the Department of Education, and you should not assume endorsement by the Federal Government. [PR/Award No. U295A100025, CFDA No. 84.295A]



ACTIVITY #1



That's one huge slice of pizza!






peg+cat



ACTIVITY #1

Pizza Party Toppings



the **FredRogers** company
The legacy lives on.

© Public Broadcasting Service. All rights reserved. • Peg + Cat: © 2013, Feline Features LLC.

The contents of this activity were developed under a grant from the Department of Education. However, those contents do not necessarily represent the policy of the Department of Education, and you should not assume endorsement by the Federal Government. [PR/Award No. U295A100025, CFDA No. 84.295A]



peg+cat



pbskids.org

ACTIVITY #1

Menu #1

Veggie Pizza

4 -



3 -



2 -



1 -



the **FredRogers** company
The legacy lives on.

© Public Broadcasting Service. All rights reserved. • Peg + Cat: © 2013, Feline Features LLC.

The contents of this activity were developed under a grant from the Department of Education. However, those contents do not necessarily represent the policy of the Department of Education, and you should not assume endorsement by the Federal Government. [PR/Award No. U295A100025, CFDA No. 84.295A]




peg+cat



ACTIVITY #1

Menu #2

Meat Lover's Delight



the **FredRogers** company
The legacy lives on.

© Public Broadcasting Service. All rights reserved. • Peg + Cat: © 2013, Feline Features LLC.

The contents of this activity were developed under a grant from the Department of Education. However, those contents do not necessarily represent the policy of the Department of Education, and you should not assume endorsement by the Federal Government. [PR/Award No. U295A100025, CFDA No. 84.295A]



peg+cat



pbskids.org

ACTIVITY #1

Menu #3

Hawaiian Style

6

-



3

-



1

-



the
FredRogers
company
The legacy lives on.

© Public Broadcasting Service. All rights reserved. • Peg + Cat: © 2013, Feline Features LLC.

The contents of this activity were developed under a grant from the Department of Education. However, those contents do not necessarily represent the policy of the Department of Education, and you should not assume endorsement by the Federal Government. [PR/Award No. U295A100025, CFDA No. 84.295A]



peg+cat



ACTIVITY #1

Menu #4

Peg's Special

3 - 

3 - 

2 - 

1 - 

1 - 



the FredRogers company
The legacy lives on.

© Public Broadcasting Service. All rights reserved. • Peg + Cat: © 2013, Feline Features LLC.

The contents of this activity were developed under a grant from the Department of Education. However, those contents do not necessarily represent the policy of the Department of Education, and you should not assume endorsement by the Federal Government. [PR/Award No. U295A100025, CFDA No. 84.295A]



peg+cat








pbskids.org

ACTIVITY #1

Menu #5

Two-by-Two

- 2 - 
- 2 - 
- 2 - 
- 2 - 
- 2 - 



the **FredRogers** company
The legacy lives on.

© Public Broadcasting Service. All rights reserved. • Peg + Cat: © 2013, Feline Features LLC.

The contents of this activity were developed under a grant from the Department of Education. However, those contents do not necessarily represent the policy of the Department of Education, and you should not assume endorsement by the Federal Government. [PR/Award No. U295A100025, CFDA No. 84.295A]